


Client Guide for Tenovi Watch

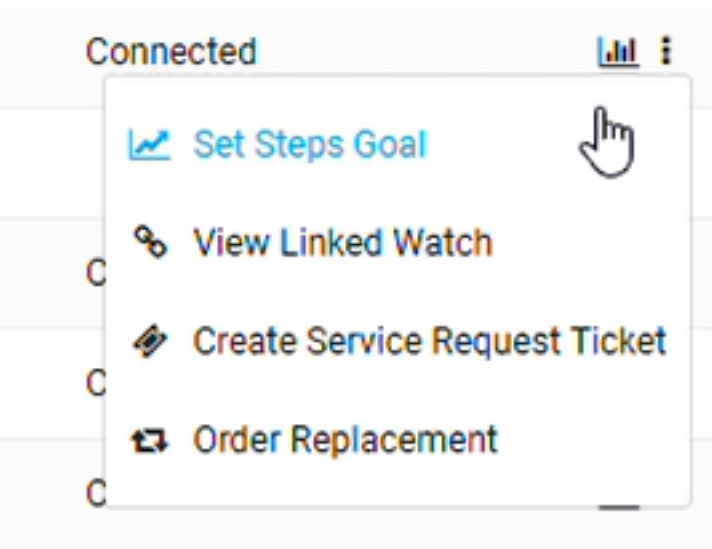
Setting Steps Goals for Individual Patients

If no step goal is set, the watch will reset the step counter every hour and it will appear that the patient "loses" their step count. Please put in some default value in this field as part of the watch set-up.

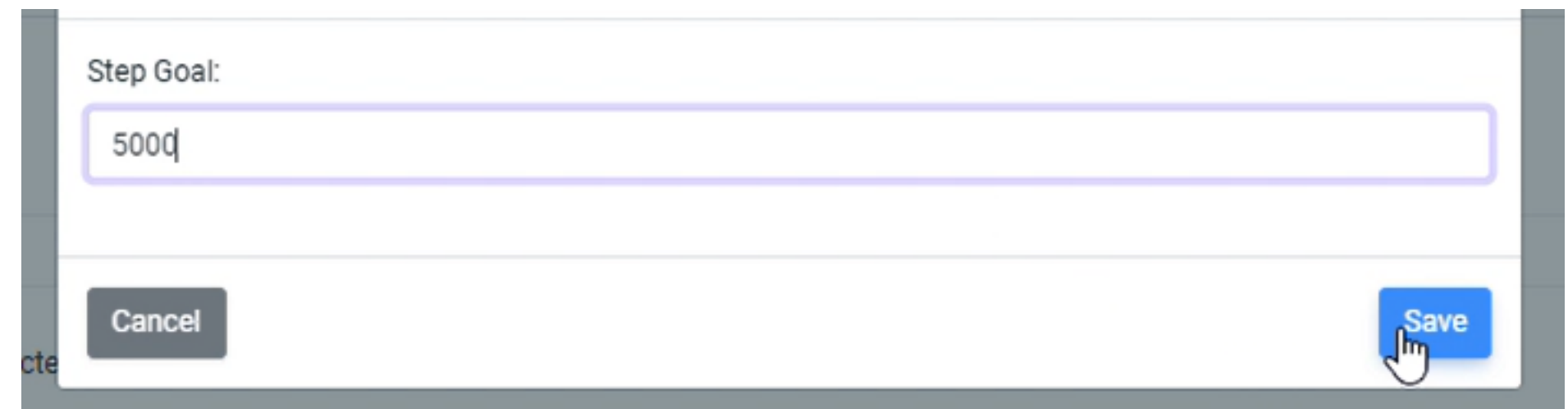
1. Look up the device under Client Devices tab and click on the 3 dots next to the graph icon.



2. Click on Set Steps Goal



3. Add in the step goal according to patient needs and click Save:



Global Settings For Tenovi Watch on Client Home

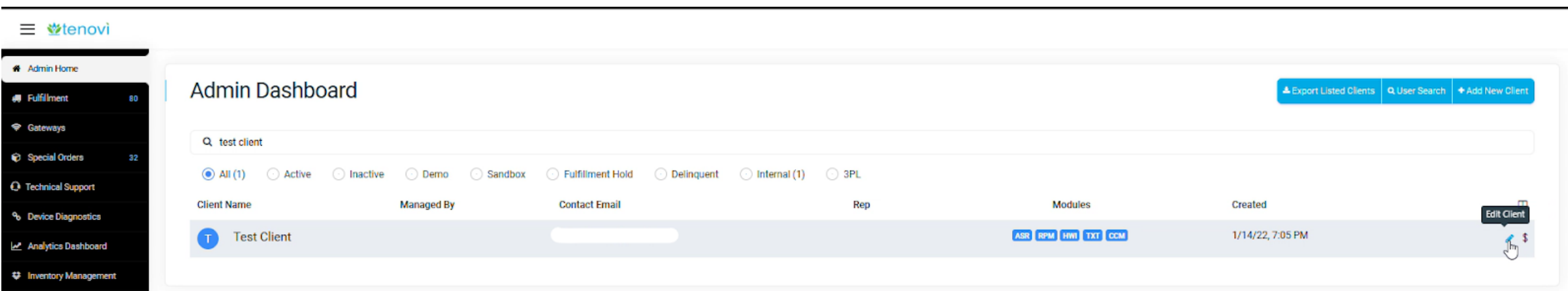
Additional watch settings can be found on the Custom Fields section of the client edit page. Enabling a setting here will enable it for all patients under that client heading.

These settings include:

Continuous Heartrate sets the watch to capture heart rate once every hour.

Rise-to-Wake sets the watch screen to turn on when the wrist is raised and turned to view watch face.

To view these settings options, click on the pencil icon for you Client entry.



Scroll down under Custom Fields tab to Custom Watch Settings. Here you can toggle on or off the "Continuous Heartrate" and "Rise-to-Wake" watch settings for all patients.

Client Guide for Tenovi Watch

Click Update Client Customization to send command when a new setting has been selected.

Admin Home

Client Home

Client Devices

Client Gateways

Client Special Orders

Client Technical Support 1

Client Users

Client Billing

Help

CLIENT

Client Information

Core Information and Setup

Custom Fields

Notification Emails

Custom Data

Custom Gateway Settings

Custom Watch Settings

PLANS

RPM Setup

Enabled - RPM plan for 35 devices

Hardware Integration Setup

Enabled for 24 devices

Automatic Supply Replenishment Setup

Enabled for 11 supplies

CCM Setup

Enabled

Automated Texting Service Setup

Enabled

Custom Data

Custom Fulfillment Code

Onboarding Contact Number

1-562-716-7277

SKUs to fulfill via third party logistics partner (comma separated)

Custom Gateway Settings

Gateway IDs to ignore (i.e. don't make a Service Request) if another Gateway detects it nearby (comma separated)

Gateway LED Segmentation

Enable to let our system automatically segment the Gateway's LED indicator circle (Red/Green light) depending on the number of devices associated with that gateway.

Gateway Heartbeats

Enable to let our system automatically enable your Gateways to submit heartbeats (that is, the Gateway will ping our server once per day, regardless of if a measurement is taken).

Custom Watch Settings

Continuous Heartrate (Tenovi Watch)

Enable to let our system automatically enable the Continuous Heartrate feature of the Tenovi Watch.

Rise-to-wake (Tenovi Watch)

Enable to let our system automatically enable the Rise-to-wake feature of the Tenovi Watch.

Default Step Goal (Tenovi Watch)

Set this value for our system automatically set the default Step Goal to this value.

Update Client Customizations

tenovi.com